

WedgeTail Trade Rails and Platform Fitting Instruction

To suit—Renault Trafic X82 SWB 2014– ON
RW-RTS15-2716



Congratulations on the purchase of your Australian made Wedgetail Trade Roof Rack product.

Please read and follow the instructions carefully to ensure correct fitment.
Contact us if any parts appear missing, incorrect, or damaged.
Clean the roof prior to fitting the roof racks.

Tools Required:

- Spanner (13mm,17 mm,21mm)
- Hex key (4mm, 6mm)
- Silicone/urethane sealer

Kit Content

1

WedgeTail Trade Renault Trafic SWB 15 Front Left & Right Rails

x1

2

WedgeTail Trade Renault Trafic LWB 15 Rear Left & Right Rails

x1

3

WedgeTail Trade Platform

x1

4

| Wind Deflector Kit | |
|----------------------|-----|
| Item | Qty |
| Wind Deflector | 1 |
| M8 x 20 Hex Bolt | 4 |
| 8mm Channel Nut | 4 |
| M8 Flat Washer | 4 |
| M8 Zinc Split Washer | 4 |
| M8 X 40 Flat Washer | 4 |

5

M6 X 20 Sems Black

x14

6

M10 X 20 Stainless Hex Bolt

x8

7

M10 Unistrut

x8

8

Traffic 2015 Front Lug

x2

9

M10 Dacro Sems Dome Head

x2

Wedgetail Trade Rails and Platform Fitting Instruction

To suit—Renault Trafic X82 SWB 2014– ON

RW-RTS15-2716



Assemble rails to roof

1

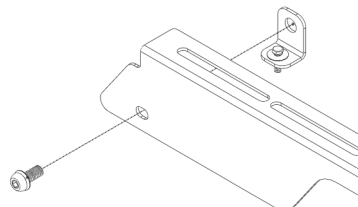
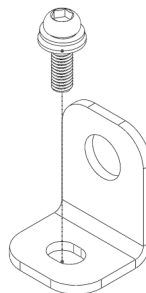
- Remove all the OEM plugs from the vehicle using 21mm spanner.

2

- Apply silicone or urethane sealer (natural cure sealants only) to all the holes.

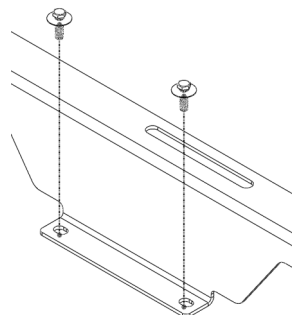
3

- Place the supplied mounting lug to the front mounting slot. Attach the rails to the front lug using 10mm hardware



4

- Supplied rails are in two pieces, F and R (Front and rear respectively). Mount each rail on the roof using 6mm bolts & washers.



5

- Attach the channel nuts to the top of rail.
 - Fit 10mm Bolt / Split washer / Flat washer / Channel Nuts to the top of rail.

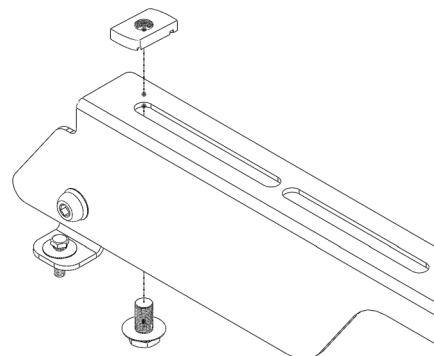
* Channel nuts to the top as shown in the following diagram

NOTE—Ensure attach the channel nuts and bolt to correct mounting slot.



Front Slot—Tailgate Version

Rear Slot—Barn Door Version



Wedgetail Trade Rails and Platform Fitting Instruction

To suit—Renault Trafic X82 SWB 2014– ON

RW-RTS15-2716



Assemble the Wedgetail Trade Platform to the rails

6

- Place the Wedgetail Trade Platform on the rails (Wind deflector mounting towards the front of vehicle), then spin the channel nuts 90 degree in the channel on the underside of the rack till they lock into the channels. Do not tighten fully.

NOTE– Align the rack to the suitable position and clearance for roller if fitted



Around 20-30mm from the tailgate to the back of the rack or roller is sufficient

7

- Centralize the rack side to side (using a tape measure) on the wedgetail rails.

8

- Fully tighten remaining bolts in the following order:
 1. Rails to the lugs
 2. Rails to platform
 3. Attach wind Deflector using M8 hardware as shown below

NOTE–Ensure the channel nuts are 90 degrees to the channels.



Check fastenings are firmly tensioned at regular intervals.

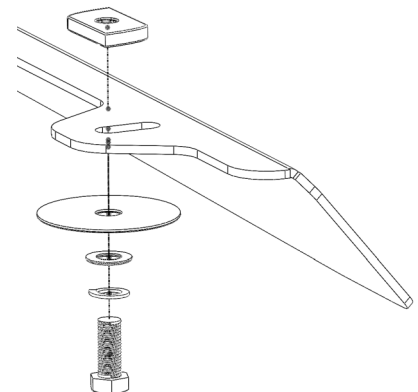
Do not overtighten, this will preserve the spring washers.

Fitting Note:



Where a wind deflector is used, we recommend a minimum of 15mm clearance from the vehicle roof.

Where necessary manually adjust the wind deflector or wind deflector mountings as required.



Thank you for your purchase.

Please complete your warranty application following correct installation.

Wedgetail Trade by Tradesman Roof Racks

Innovation through Inspiration