

Wedgetail Trade Accessories Fitting Instruction

RWA-STPK
Side TieDown point x 4 Kit



Congratulations on the purchase of your Australian made Wedgetail Trade Roof Rack product.

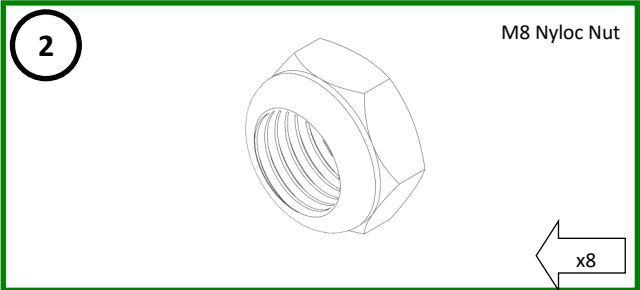

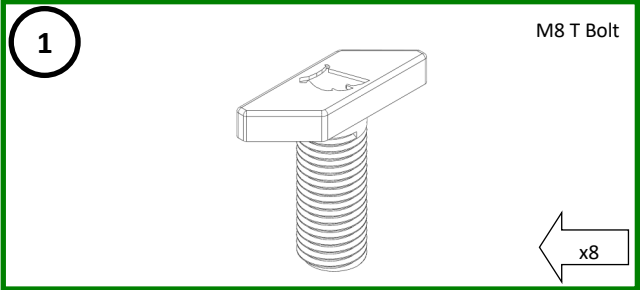
Please read and follow the instructions carefully to ensure correct fitment.

Contact us if any parts appear missing, incorrect, or damaged.

Tools Required:

- Spanner (13mm)

Kit Content



Wedgetail Trade Accessories Fitting Instruction

RWA-STPK

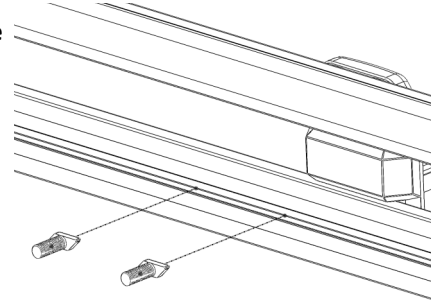
Side TieDown point x 4 Kit



Assembly Ladder strap bracket

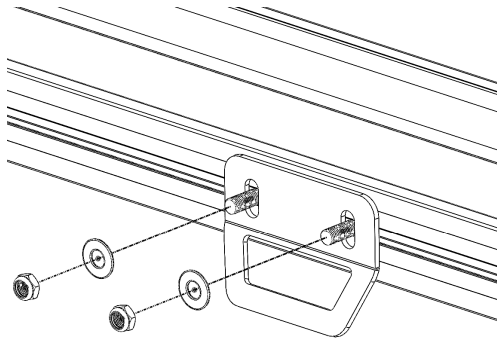
1

- Insert the M8 T Bolt to the side channel of the bottom side bar as shown.



2

- Align the M8 T Bolt with hole of the Side Tie Down Plate
- Attach M8 Nyloc Nut to the Side Tie Down Plate Locate the Side Tie Down to the desired position
- Fully tighten the bolts



Thank you for your purchase.

Wedgetail Trade by Tradesman Roof Racks

Innovation through Inspiration