

Wedgetail Accessory Aerial Mount Fitting Instruction

To Suit Isuzu D-MAX 2020—Current



Congratulations on the purchase of your Australian made Wedgetail Roof Rack product.

Please read and follow the instructions carefully to ensure correct fitment.

Contact us if any parts appear missing, incorrect, or damaged.

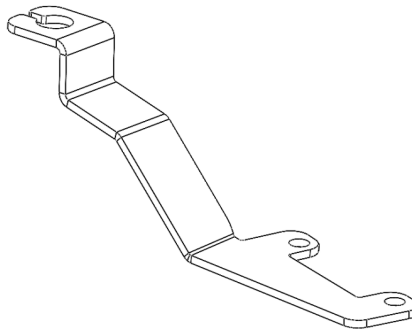
Tools Required:

- Handheld Ratchet
- 12mm Socket

Kit Contents

1

Aerial Mount



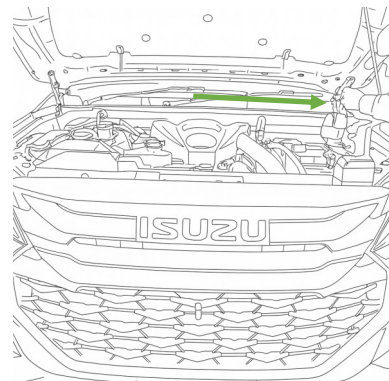
Wedgetail Accessory Aerial Mount Fitting Instruction

To Suit Isuzu D-MAX 2020—Current



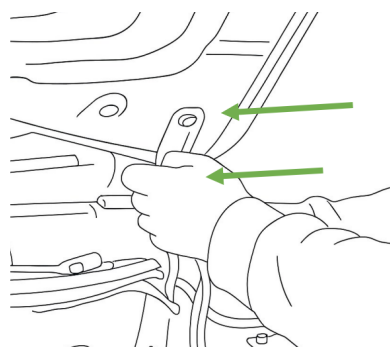
1

- Open the Bonnet and locate the hinge on the passenger side of the vehicle



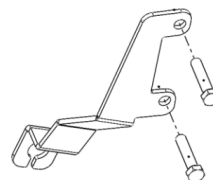
2

- Remove the two hinge bolts that support the bonnet



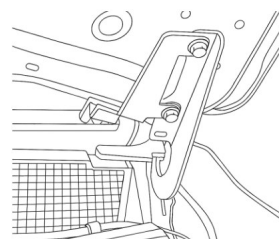
3

- Align the mounting holes in the bracket underneath the hinge and the bonnet



4

- Re-tighten the original bolts back through both the Aerial Mount and the hinge



5

- Close the bonnet and connect the Aerial



Fitting Note:

check for clearance of the Aerial Mount after installation to ensure it doesn't interfere with the body of the vehicle